

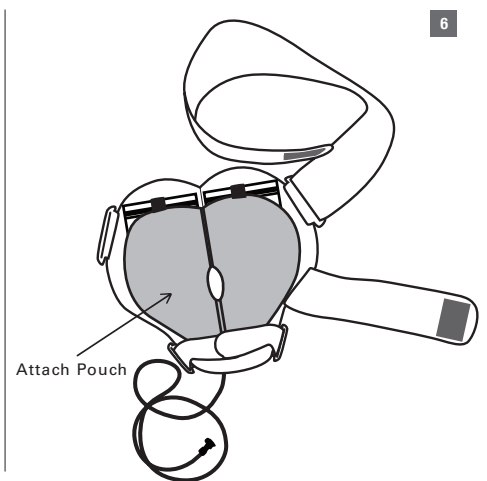
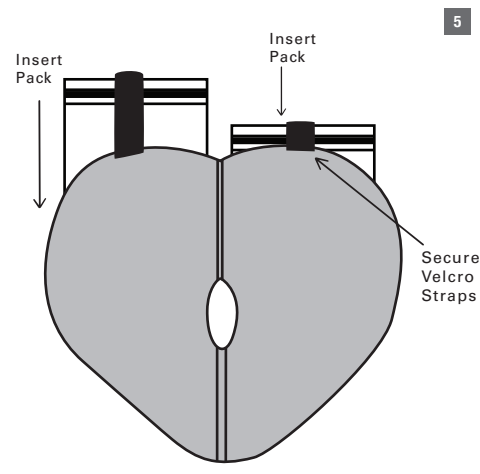
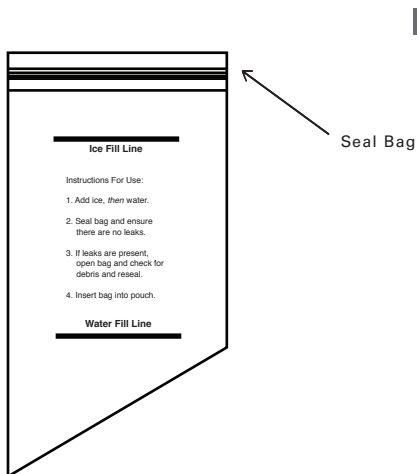
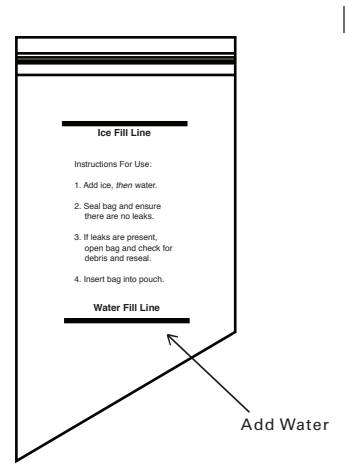
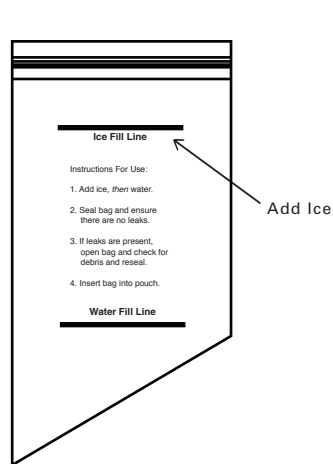
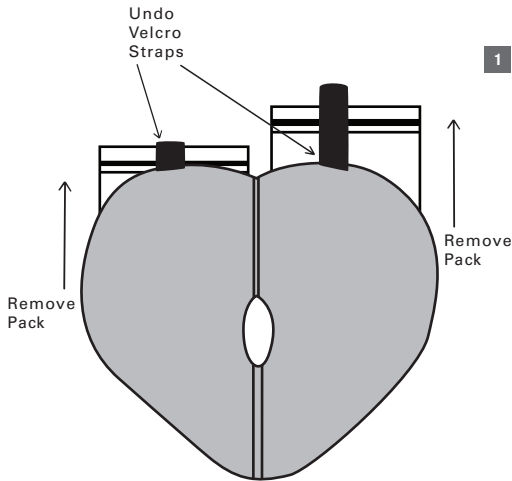
MODEL #: **ICE-05-01**



Ice Pack for Shoulder

INSTRUCTIONS FOR USE

1. Undo velcro straps from top of the nylon pouch and remove both clear ice packs from pockets.
2. Add ice FIRST to the "Ice Fill Line" indicated on each clear pack.
3. Add water to the "Water Fill Line" indicated on each pack.
4. Seal the pack, removing excess air to extent possible and ensure there are no leaks. If leaks are present, open bag and check for debris, then reseal.
5. Insert each pack into pockets in the nylon pouch and secure velcro straps.
6. Attach Velcro side of nylon pouch containing filled ice packs to the inside of wrap. Be sure to use a thin cloth barrier between the skin and the ice pack.



For questions about this product, call **800.994.0464**